EPP plenum box for air valve

FLX-PLO-EPP-90



Description

The FLX-PLO-EPP-90 plenum boxes are part of the FLX-REKU air distribution system designed for domestic mechanical ventilation systems, so-called the MVHR system, to which an air valve and FLX-HDPE / FLX-HDPE-A ducts with a diameter of Ø90 are mounted.

Due to their small size, they do not require much space or special installation. This allows achieving a larger usable floor area of the room.

The FLX-PLO-EPP-90 plenum boxes are made of expanded polypropylene, i.e. EPP. The material used allows obtaining an aerodynamic shape of the inside of the box which leads to low air resistance.

Key features:

- EPP is an insulation material λ=0.0038, the wall thickness is about 8 to 31 mm,
- the profiled internal shape of the box reduces pressure drops,
- "double" FLX-HDPE-A duct fixing - the male connection spigot with a gasket on the inside and EPP casing on the outside,
- the plenum boxes do not corrode,
- spigot (d_1) for an air valve with graduation to be cut to size as required - 40, 60, or max. 80 mm,
- 2 installation methods - with 3 screws and wall plugs or with 17-25 mm-wide PB perforated tape.

The FLX-PLO-EPP-90 plenum boxes are equipped with TPE gasket on $Ød_2$ spigots as a standard - such connection with FLX-HDPE-A ducts is airtight and easy to make. For building residential ventilation systems in ATC2 (D) air-tightness class acc. to EN 17192:2018.

Product code example

Product code **FLX-PLO-EPP - 90 - 2 - 125 - F**

- type
- diameter $Ød_2$
- number of spigots n
- diameter $Ød_1$
- female connection

Dimensions

FLX-PLO-EPP-90-1-125-F

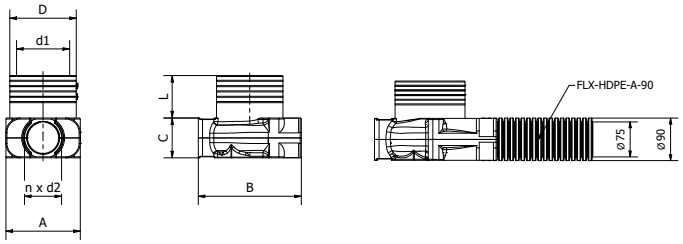

Code	n	Ød$_2$ [mm]	Ød$_1$ [mm]	A [mm]	B [mm]	C [mm]	L [mm]	ØD$_1$ [mm]
FLX-PLO-EPP-90-1-125-F	1	90	125	168	233	90	80	150

FLX-PLO-EPP-90-2-125-F

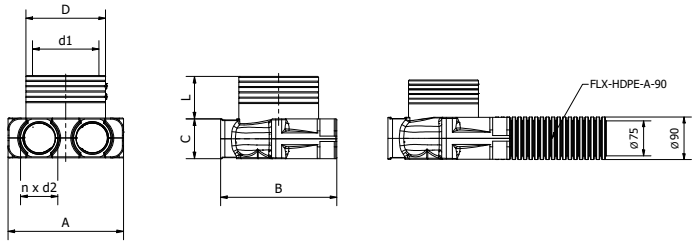

Code	n	Ød$_2$ [mm]	Ød$_1$ [mm]	A [mm]	B [mm]	C [mm]	L [mm]	ØD$_1$ [mm]
FLX-PLO-EPP-90-2-125-F	2	90	125	261	263	90	80	150

FLX-PLO-EPP-90-1-125

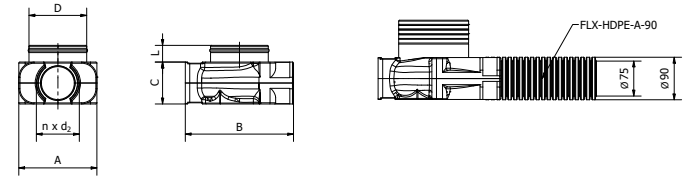

Code	n	Ød$_2$ [mm]	Ød$_1$ [mm]	A [mm]	B [mm]	C [mm]	L [mm]	ØD$_1$ [mm]
FLX-PLO-EPP-90-1-125	1	90	-	168	233	90	36	124

FLX-PLO-EPP-90-2-125

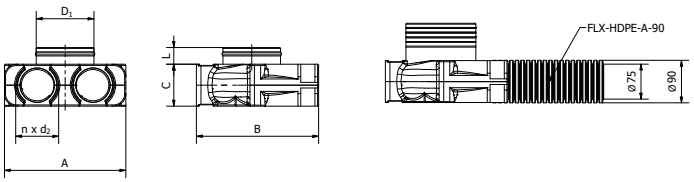

Code	n	Ød$_2$ [mm]	Ød$_1$ [mm]	A [mm]	B [mm]	C [mm]	L [mm]	ØD$_1$ [mm]
FLX-PLO-EPP-90-2-125	2	90	-	621	263	90	36	124

ALNOR® ventilation system
is a registered trademark protected by a technical patent. All modification rights reserved.

EPP plenum box for air valve

FLX-PLO-EPP-90

Types of plenum boxes

Sleeve collar for valve with cutting marks



The nipple collar allows the box outlet to be extended using a standard ventilation duct



The profiled internal shape of the box reduces pressure drops



The **FLX-CS-PVC** end caps fit the **Ød$_2$** connection spigots of FLX-PLO-EPP-F plenum boxes.



Service temperature	-25°C to +80°C	PN-EN 17192:2019
Reaction to fire	E	EN 13501-1
Thermal conductivity	λ= 0,0038 W/(m·k)	PN-EN 12664:2002
Microbial resistance	1a	Method A PN-EN ISO 846:2019

Examples of use

FLX-PLO-EPP-F
female connection



FLX-PLO-EPP
male connection



How to order

Code: FLX-PLO-EPP-Ød$_2$-n-Ød$_1$-F

typ	FLX-PLO-EPP-90
Ød$_2$	FLX-HDPE ducting diameter
n	number of spigots for FLX-HDPE ducting (1,2)
Ød$_1$	air valve diameter
F	female connection

You may also need:



Air valve:
KN, KW



Semi-rigit ducting:
FLX-HDPE / FLX-HDPE-A



End caps:
FLX-CS-PVC



Extension pipe for FLX-PLO-EPP plenum box for air valve

ALNOR® ventilation system
is a registered trademark protected by a technical patent. All modification rights reserved.